

## Helpful Hints for Connecting to Zoom Meetings

Meeting participants may use several devices and tools to connect to Zoom Meetings.


This document will provide guidance for each of these methods:


- ❑ PC or MAC software (desktop client)
- ❑ Web browser
- ❑ Android mobile apps, and Apple mobile apps (smartphones or tablets)
- ❑ Telephone call-in

Helpful links:

- ❑ <https://zoom.us/test>: Test your internet connection by joining a meeting at any time.
- ❑ Zoom Support page: [Joining a Meeting](#)
- ❑ If you have difficulty, you may find answers on Zoom's support site: <https://support.zoom.us/hc/en-us>

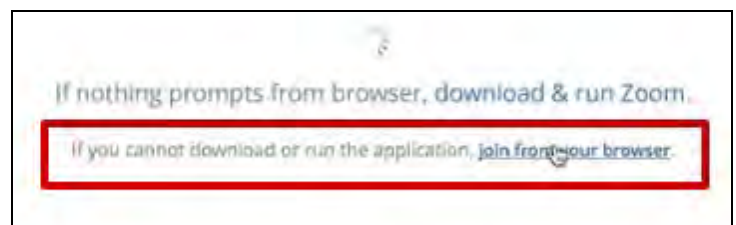
### Join via PC or MAC Zoom software (desktop client)

- If you will join a Zoom Meeting from a personal or work desktop or laptop, downloading the Zoom client is an easy way to join.
- You may automatically download the Zoom desktop client by clicking here: <https://zoom.us/support/download>
- You may either join a meeting without creating an account or signing in by clicking  and entering the 10-digit Meeting ID
- You may also enter the Meeting directly by clicking on the link included in your invitation, it begins with <https://uwextension.zoom.us/j/10-digit-number>



### Join from a web browser

- If you are unable to use the desktop client, you may join from your browser.
- Click on the link in your invitation and this prompt will appear. Click "join from your browser"



## Recommended browsers:

- Chrome or Firefox work best
  - Internet Explorer, Edge, and Safari have limited capabilities.
- 

## Join from an Android or Apple app via Smartphone or Tablet



- Open the Zoom Cloud Meetings mobile app from the [Google Play Store](#) or the [Apple App Store](#)
    - Tap “Join a Meeting” if you want to join without signing in.
    - Sign Up or Sign In with an account then click +Join
  - Enter the 10-digit Meeting ID
  - If your invitation includes a One-Touch Mobile code, simply tap to connect from your mobile device.
  - \*\* Apple users! (iPhone, iPad, and MAC users: Please refer to the Settings section on the [Getting Started with iOS Zoom](#) support page.
- 

## Join from a telephone



- On your phone, dial the phone number provided in your invitation.
  - Enter the meeting ID number when prompted, using your dial-pad.
  - **Please note that long-distance charges may apply. This is not a toll-free number.**
- 

