

# 4-H Volunteer Orientation

- To learn more about 4-H and your role as a volunteer
- To strengthen your understanding of how to work with youth through 4-H
- To encourage safe practices for 4-H youth and adult volunteers



# Mission of 4-H Youth Development:

UW-Extension's 4-H Youth Development Department **integrates research, education, and community-based partnerships**, enabling youth to learn and practice skills to be productive citizens.



# Wisconsin 4-H Youth Development Vision:

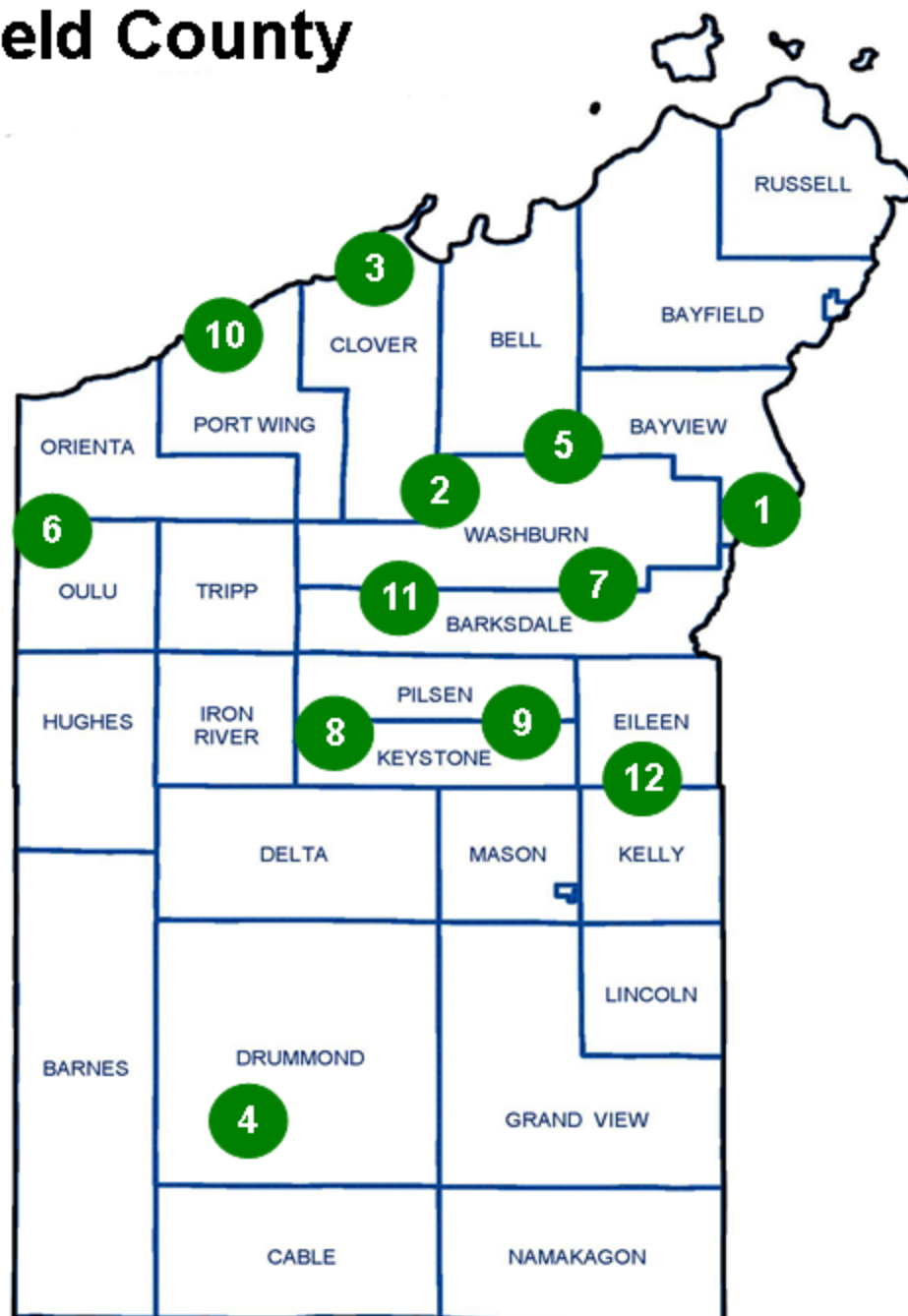
**A catalyst  
for positive  
community  
youth  
development**



# Township Map of Bayfield County

## 4-H Clubs

1. Ashwabay
2. CANSKI
3. Clover Valley
4. Drummond Explorers
5. Friendly Valley
6. Gitche Gumee
7. Hillcrest/Mt. Valley
8. Ino Valley
9. Pine Creek
10. Whispering Pines
11. Whittlesey Creek
12. Woodland Workers



# The 8 Elements

1. A positive relationship with a caring adult
2. A safe environment
3. An inclusive environment
4. Engagement in learning
5. Opportunity for Mastery
6. Opportunity to see oneself as an active participant in the future
7. Opportunity for self-determination
8. Opportunity to value and practice service for others



# 8 Elements distilled to 4 Concepts

<b>Belonging</b> Positive Relationship with a caring adult An inclusive environment A safe environment	<b>Mastery</b> Engagement in Learning Opportunity for Mastery
<b>Independence</b> Opportunity to see oneself as an active participant in the future Opportunity for self-determination	<b>Generosity</b> Opportunity to value and practice service for others





*To teach knowledge and life skills which enhance quality of life*



# I pledge my head to clearer thinking...



## *INDEPENDENCE*

- 4-H leadership opportunities develop self-discipline and skills for independent thinking.





# I pledge my heart to greater loyalty...

## *BELONGING*

- 4-H gives youth the opportunity to feel physically and emotionally safe while actively participating in a group.



# I pledge my hands to larger service...

## GENEROSITY

- By participating in 4-H community service and citizenship activities, youth can connect to communities and learn to give back to others.











Nature

Journal

BY FRK

Project  
Title  
Author  
Date  
Location  
Notes







I pledge my health to better  
living...

MASTERY

- 4-H projects and activities develop self-confidence in youth through the success of solving problems and meeting challenges.





©2002 UW Board of Regents

Wisconsin 4-H Volunteer Orientation





FIELD COUNTY FAIR  
RIVER, WISCONSIN

BEST OF SHOW  
JUNIOR FAIR

ENTRY TAG 8905  
Age 19  
Junior A-11  
202-350-35041

EXHIBITOR  
1003  
Department: 114  
Class: F  
Lot: 602  
Plant and Soil Science  
Garden Box  
6 diff veg, 3 ea, grade 9-13

*1st  
could have used  
corn  
darker*

EXHIBITOR  
WILL OR THE STARS  
Heather Stipetich  
Woodland Workers  
Ashland, WI





# Bayfield County 4-H Profile

278 youth in Bayfield County 4-H

**110 Male    168 Female**

105 Certified Adult Volunteers

**30 Male    75 Female**



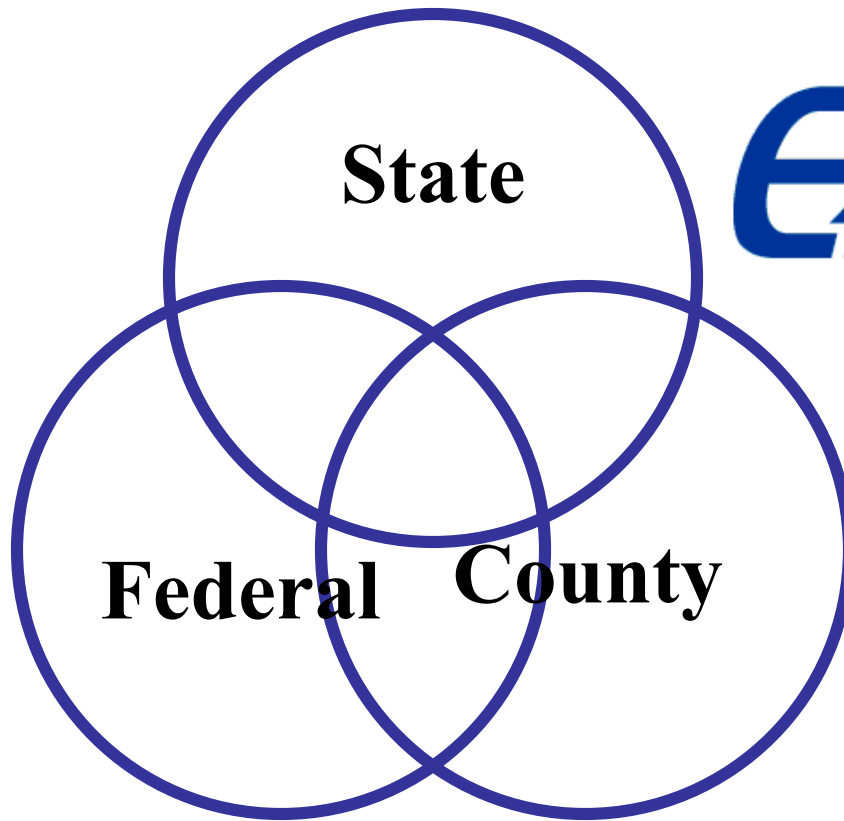


# Our Top 5 Projects by Enrollment

1. Photography
2. Foods and Nutrition
3. Horticulture
4. Cultural Arts
5. Woodworking, Horse & Cross Country Skiing



# Funding 60/40 Partnership



**<sup>UW</sup>Extension**



# Civil Rights Compliance

- UW-Extension and 4-H Youth Development complies with federal and state nondiscrimination laws, including Title VI of the Civil Rights Act of 1964, Title IX of the Education Amendments of 1972, and the Americans with Disabilities Act. Categories of prohibited discrimination include:

*Race	*Color	*Sex
*Creed	*Disability	*Religion
*Ancestry	*Age	*Sexual Orientation
*Pregnancy	*Marital or Parental Status	
*National Origin		



# Where Hands- On Learning Takes Place

- 4-H Club Work
- 4-H Project Work
- Countywide Activities



# Meeting the Needs of Youth

4-H volunteers can support the positive and successful development of all youth. Youth development research emphasizes the importance of meeting four basic human needs:

**To Belong**

**To Master**

**To Be  
Independent**

**To Be  
Generous**

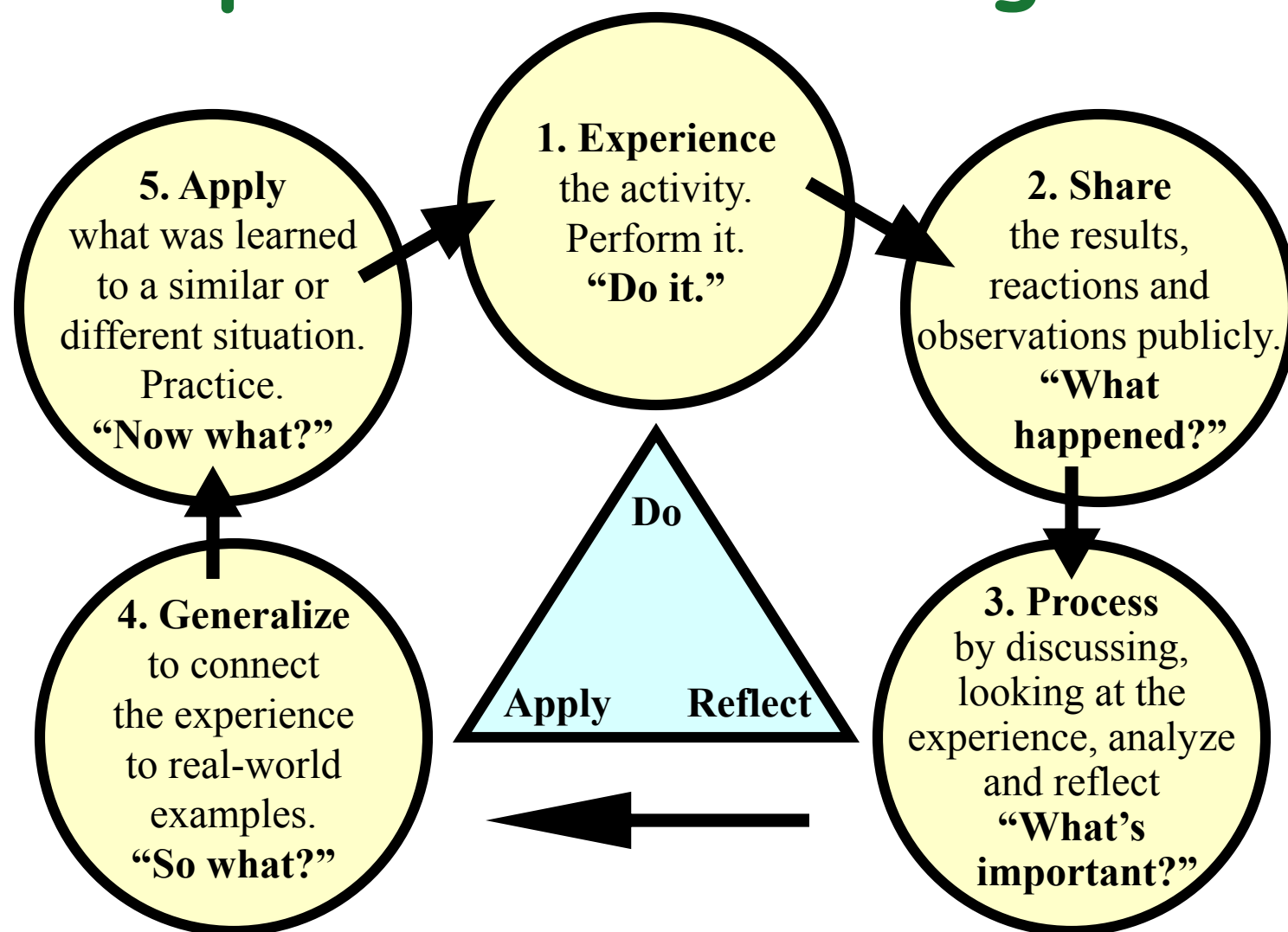


Protected Under  
18 U.S.C. 707





# Experiential Learning Model



# 4-H Terms

- Club Meeting
- Project Meeting
- Adult Leader
- Youth Leader
- Club Officer



# 4-H Terms

- Emblem
- Slogan
- Motto
- Pledge
- Colors



~ Learning By Doing

~To Make the Best Better



# 4-H County Leadership Roles

- **Project Leader**
- **County Committees**
- **Leaders Association**
- **Executive Board**
- **Ambassadors**



# Project Materials

- Usually youth/family pay for supplies
- Determine & communicate costs before meeting
- Not to profit the volunteer





# Handling Money

- If you have project expenses that require 4-H member contributions, all money collected needs to be deposited into recognized 4-H club account.
- All expenses need to be verified with receipts and purchases need to be educational and not directly benefit a 4-H Volunteer. Consider 4-H as Public Money.



# Club Meetings

- Connect with the members
- Promote upcoming meetings/ events here
- Encourage members to report on happenings
- Educational or Recreational Focus



# Learning Styles Differ by Age, Sex and Personality

## Why is this important to Know?




# 4-H Curriculum

- Gives teaching ideas & tips.
- Most material is designed to be used in a group.
- Available from either Club Leader or UW Extension Office.



# County Fair

- A part of the member experience, not the sole purpose.
- Youth decides on exhibit with parent/volunteer guidance.
- Learning is more important than outcome.



# Member Record Books

- Opportunity for youth reflection
- Helps develop communication & organizational skills.
- Encourage recording experiences throughout year.
- Each project has a record book sheet





# Parents at Project Meetings

- Invite parents to project meetings.  
Member lists for projects can be requested from the Extension Office
- Create Phone Tree
- First meeting is most important followed by establishing dates to meet.



# Youth & Potentially Dangerous Situations

- Supervise at all times.
- Consider youth age, maturity, skill.
- Most situations can be avoided by anticipating dangerous situations.
- Trust your gut...



# Housing

- No housing of one unrelated adult with one youth alone
- Two adults with a group of youth all of same gender



# Liability

- Need proof of injuries or some kind of harm to people or property caused by “negligence”
- “Negligence:” Failure to use “reasonable” precaution and action





**Primary Insurance Coverage:** Your personal auto, health, and homeowner.

**Secondary Insurance Coverage:**  
Bayfield County 4-H Leader Endorsement & American Income Life. This can cover Deductible.

**Bayfield County Liability Policy**  
Door to door Coverage for all certified 4-H Leaders when involved in a recognized 4-H activity.



# Child abuse or neglect includes:

- Physical
- Sexual
- Emotional abuse
- Neglect



# Wisconsin 4-H Youth Development Youth Protection System

- Background Check
- New Volunteer Orientation
- Volunteer Behavior Expectations



# Practices that 4-H Volunteers should Follow:

- Work in open places
- Always encourage parents to attend
- When physical contact is needed to demonstrate a skill or technique first ask for permission from the child
- Respect privacy of youth





# Practices that 4-H Volunteers should Follow:

- Never use physical punishment or deny basic needs
- Be alert to physical/emotional needs
- Two adults present when possible
- Avoid transportation of only one



# Big Ideas About Youth Leaders

- Helping youth learn and practice leadership skills is one of our main goals as a 4-H volunteer.
- Youth are never too young to start gaining leadership skills and experiences.
- There are many ways and situations where leadership skills can be developed.



# Ask Youth To:

- Be a leader and teach
- Give a demonstration
- Explain to you what they know

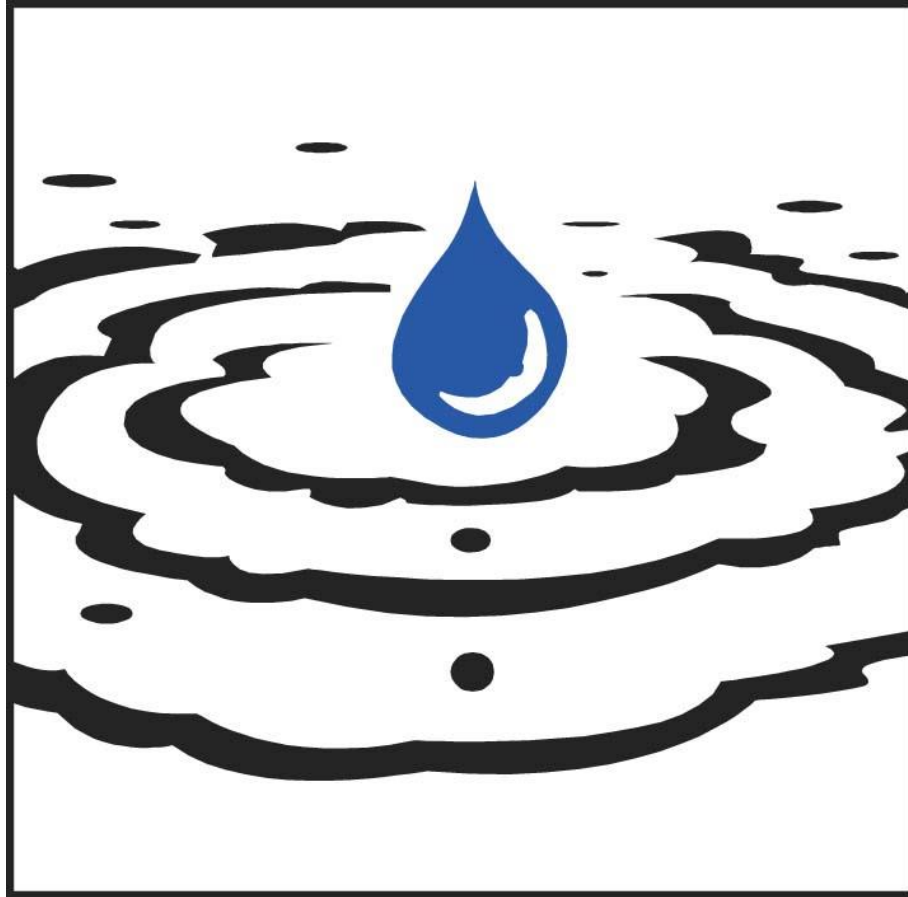


# Remember:

- Listen to their ideas
- Be flexible
- Accept their work







You make a big  
difference  
in the lives of youth!!  
THANK YOU!!!

