

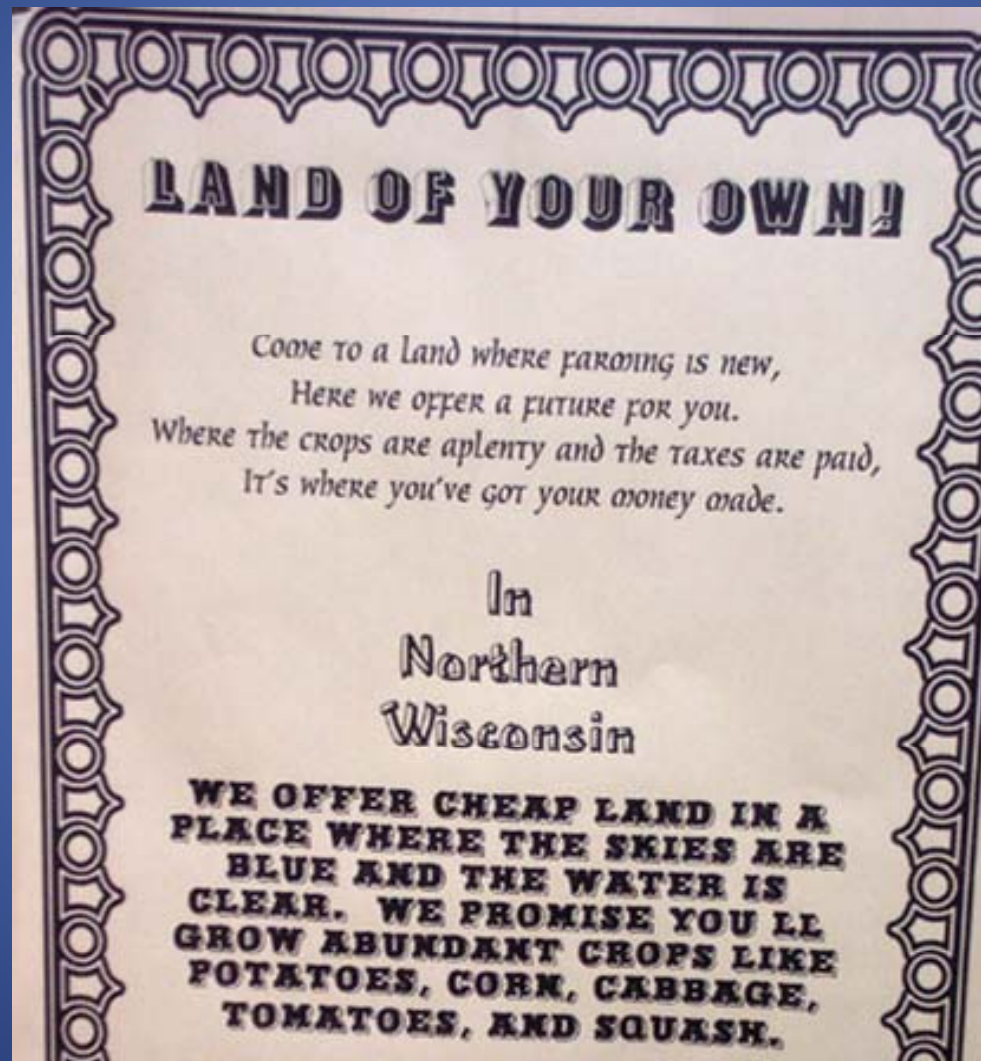
Managing the Bayfield County Forest

Logging Northern Wisconsin

- Agriculture was the goal.
- 1900 - Wisconsin led nation in timber production:
3.3 billion bd. ft.
- Forests depleted by 1915!



Cheap & Plentiful Land



LAND OF YOUR OWN!

*Come to a land where farming is new,
Here we offer a future for you.
Where the crops are plenty and the taxes are paid,
It's where you've got your money made.*

In
Northern
Wisconsin

**WE OFFER CHEAP LAND IN A
PLACE WHERE THE SKIES ARE
BLUE AND THE WATER IS
CLEAR. WE PROMISE YOU LL
GROW ABUNDANT CROPS LIKE
POTATOES, CORN, CABBAGE,
TOMATOES, AND SQUASH.**

Marginal Farmland + Depression = Delinquent Land

- 4.5 million acres in northern WI were tax delinquent at least once by 1927.
- Local governments saddled with lands needing protection from fire, road access, and other services without many settlers to pay the tax bills.



County Forests Established

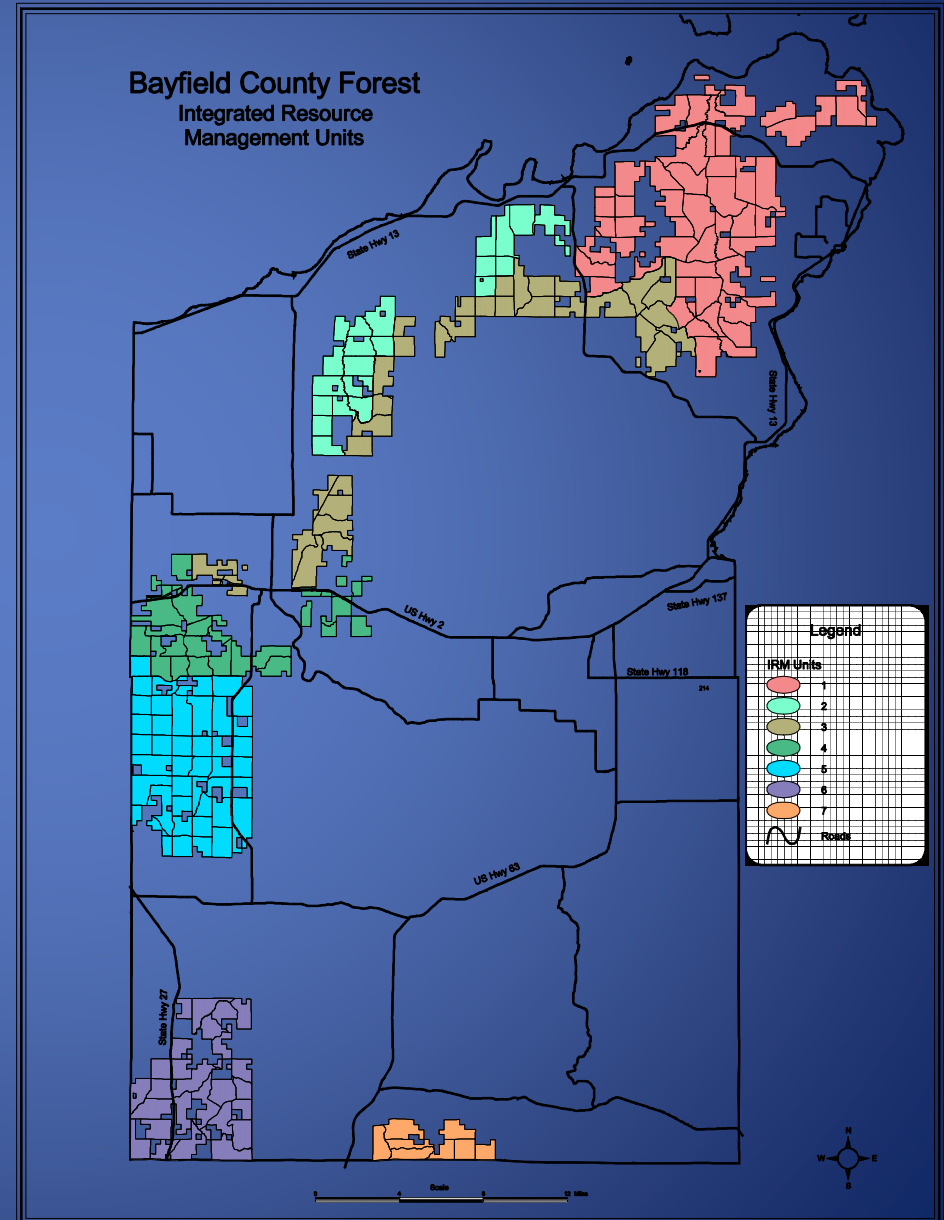
- Program was authorized between 1927 and 1929.
- Designed to help Counties deal with this influx of tax-delinquent lands.
- Wisconsin County Forest Program Today:
 - 29 Counties
 - Total of 2.4 million acres

BAYFIELD COUNTY FOREST TODAY

167,000 Acres

MANAGEMENT GOALS

- Sustainability
- Provide Recreational Opportunities
- Provide a flow of products to society.



Sustainability

- To practice sustainable forestry to meet the present needs of society without sacrificing the ability of future generations to meet their anticipated needs.
- Not just timber. Reflects all outputs of the forest. Recreation, water quality, etc.

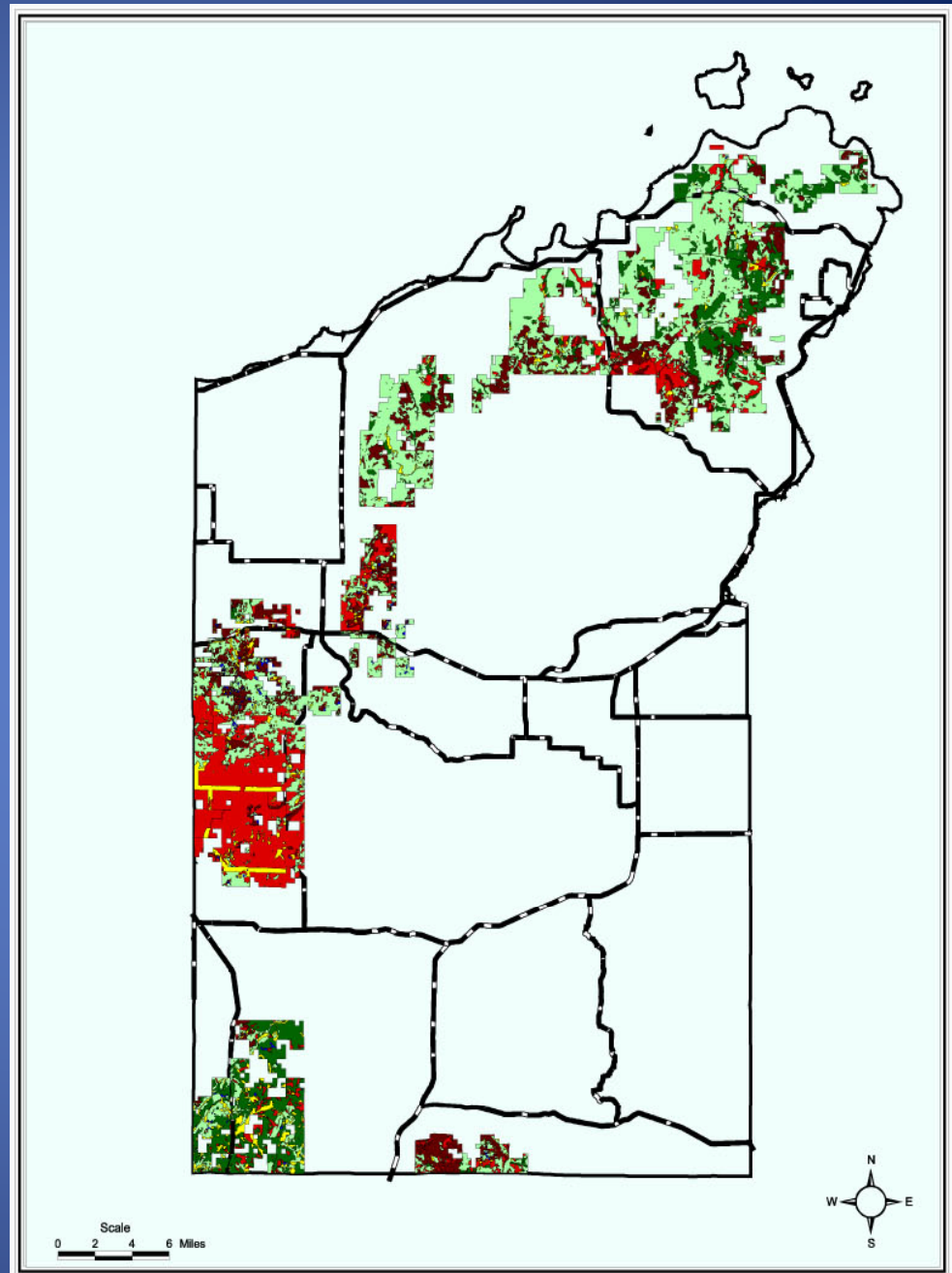
Forest Certification

- Reflects demand from society for products coming from responsible sources.
- Particularly in the paper markets.



Generalized Cover Type Map

-Significant acreage of all major timber types in northern Wisconsin.



Legend

Generalized Cover Types

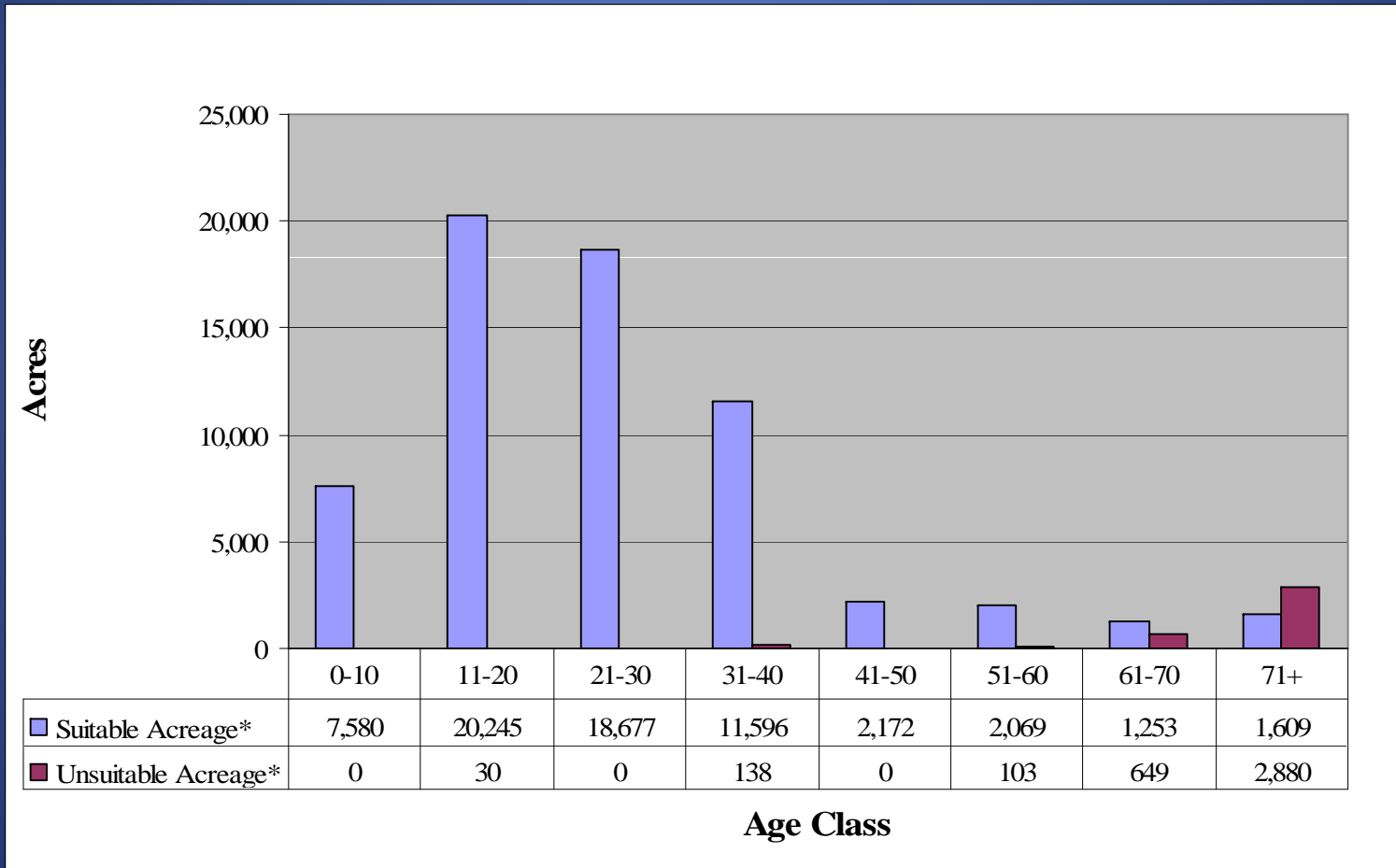
	Aspen/Birch		Red and Scrub Oak		Roads
	Grass/Brush/Open		Conifer		Lakes
	Hardwood		Lakes		

County Forest Harvest Goals

Cover Type	2006	2007	2008	2009	2010	2011
Aspen	670	620	620	850	870	1,189
Northern Hdwd	683	700	800	900	900	914
Red Oak	656	550	550	670	670	808
Paper Birch	200	200	200	200	200	200
Scrub Oak	85	85	85	85	85	85
Red Pine	640	584	752	749	870	978
Jack Pine	0	350	354	405	540	516
White Pine	100	100	50	50	50	50
Fir/Spruce	100	100	100	100	100	100
Total	3,134	3,289	3,511	4,009	4,285	5,108

- 5108 acres equals 3% of the County Forest Acres

Regulated vs. Unregulated Harvest



Types of Management Systems

- Even-aged
- Uneven-aged
- Choosing a system

Even-Age Final Rotation Harvesting Methods

- *Clear Cut, Seed-Tree Cut, & Shelter-wood Cut*
- *Species Requirements – Choosing A Method*

Even-Age Intermediate Harvesting Methods

- Thinning Cut
- Release & *Improvement Cuts*

Reforestation



- 5,000,000 trees in the last 10 years.
 - Normally 500 – 700 acres planted per year.
 - Broadcast seeding used intermittently
 - Costs
 - Power trenching \$45/Acre
 - Seedling \$80/Acre
 - Planting \$33/Acre
 - Seedling Release \$60/Acre
- Total = \$218/Acre**

Increasing demand for Recreation



New Challenges

- Invasive species
- Insect/disease
 - Gypsy Moth
 - Emerald Ash Borer

Value to the County

- \$2,167,000 stumpage paid to Bayfield County*.
- Forestry Department expenses were \$819,000. This includes over \$100,000 for tree planting expenses*.

*2007 Numbers

Impact on the County Levy

- Taxpayer profit = \$1,348,000*.
- Total Bayfield County Levy = \$7,934,000*.
- Without timber revenues the levy would have had to increase by 17% or services reduced*.

*2007 numbers

Value to the Townships

- 10% of gross revenues are transferred to the Townships with County Forest property within their boundaries.
- \$217,000 was divided between 12 Townships.*

*2007 Numbers

Economic Impact on the Logging Community

- Implan run based on \$2.2 million in Stumpage.
- \$3.4 million in gross regional product
- \$906,000 Value added Income
- Supported 20 Jobs
- Generated \$198,000 in Taxes

Economic Impact from Trucking

- Harvest of 47,000 cords annually.
- Approximately \$19/cord to truck to the mill.
- \$893,000 annual spending on trucking

County Forest Product Destinations



Questions?

